

Hamilton County Health and Hospitalization Tax Levy



What we will cover today

- Tina Cheng, MD,
 - Chair of Pediatrics, University of Cincinnati
 - Director, Cincinnati Children's Research Foundation
 - Chief Medical Officer, Cincinnati Children's Hospital Medical Center
- Cincinnati Children's response to community needs including primary care, dental and mental health
- Maximizing resources for the uninsured and underinsured
- A Good Partner and Steward

Our Commitment to the Community

- Cincinnati Children's Hospital Medical Center provides medically necessary hospital-level services for patients in CCHMC's primary service area without regard to the patient's ability to pay.
- Cincinnati Children's Hospital serves as the primary safety net provider for children in our community.

Overview of Cincinnati Children's



- Full-service, not-for-profit pediatric academic medical center with:
 - 670 registered inpatient beds, including
 - 110 dedicated mental health beds - largest number of mental health beds of any children's hospital in the country.
- Only level one trauma center in the region
- Serve patients from all 50 states and 61 countries.

Cincinnati Children's Answers Community Needs



– **Pediatric Primary Care serving over 25,000 children a year in Hamilton County**

- Main campus in Avondale
- Hopple Street Neighborhood location
- Three Cincinnati Public schools-based health centers (Rockdale Academy, South Avondale Elementary and Hughes High School)
- More than 85% of the patients are enrolled in Medicaid
- More than 5% of the patients are self pay (no insurance)

Primary Care Access

- 40% of visits at main campus primary care are same day walk in with no appointment.
- Psychologists embedded in primary care for mental health prevention and access
- Social Determinants of Health
 - Standardized electronic screening to access what families need
 - Food as Medicine pantry in clinics with FreeStore Foodbank serving over 3000 individuals annually
 - Medical Legal Partnership with Legal Aid to help with benefits and housing issues including mold and eviction serving over 800 individuals annually

HealthVine; a new model for care

- Care coordination model in partnership with CareSource
- Over 130,000 children lives covered under the model
 - Completed nearly 50,000 outreaches to members and is fully engaged with nearly 1000 patients
 - Social Investment Fund – provides financial assistance to patients and families with needs outside of typical medical expenses that cannot be addressed through traditional resource

HealthVine; a new model for care

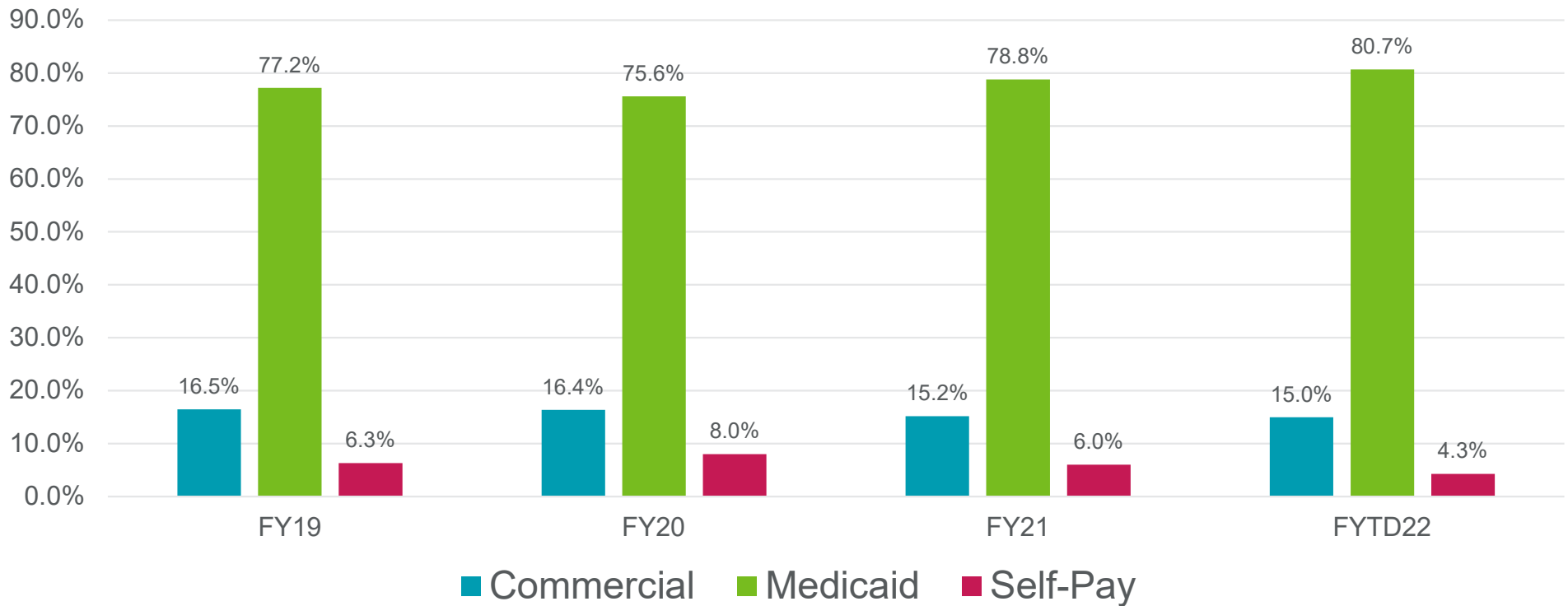
- Behavioral Health

- Connectedness & Access: Leveraging engagement with cross-sector community organizations to connect children to the right care at the right time – avoiding repeated, costly utilization of higher levels of care when possible
 - Formal written agreement with 20 BH organizations
- Integrated BH working upstream through prevention and early intervention in BH while meeting patients where they are – in their medical homes.
- Project ECHO - Directly training community providers to spread evidence-based treatment and improving quality of care to change the trajectory of behavioral health issues before they become recurring and costly
 - Over 50 clinicians enrolled in new therapist course in 2021
- Only Children's Hospital in state to apply for Community Management Entity with Ohio Medicaid OhioRISE program. Awarded eastern Hamilton County catchment area.

*“Another new horizon is **oral care**. Public health is working to ensure that the most vulnerable of our society – seniors, low-income citizens, and those without dental insurance – have an opportunity to access dental care before oral disease has an opportunity to evolve into even more serious illness and infection.” – Hamilton County Announcement (Jan 2022)*



Payor Mix - Dentistry



Medicaid Dentistry reimbursement rate is **currently 26.4%**

This is down from 35.5% in FY 17

Unique Patients - Dentistry

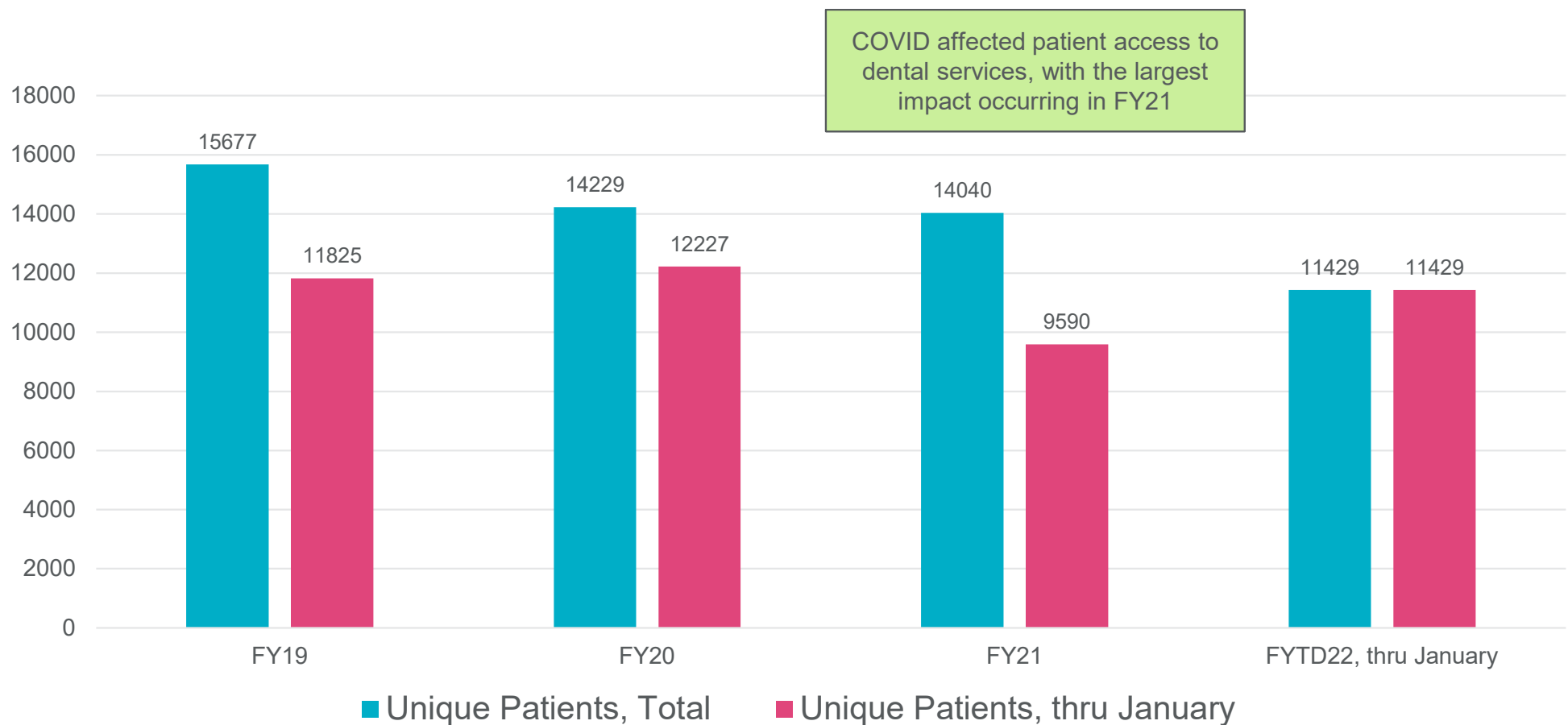
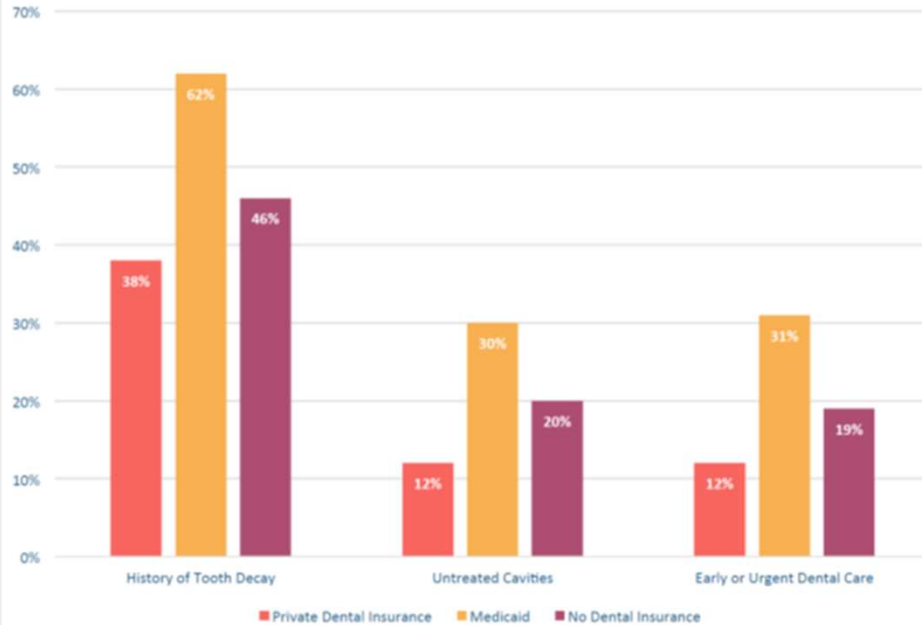


Figure 5: Oral Health Status of Third Grade Schoolchildren, by Insurance Coverage, 2017-18



48%
of children

screened had a
**history of
tooth decay**
(at least one filling,
crown, untreated
cavity or tooth
extracted due to
decay).

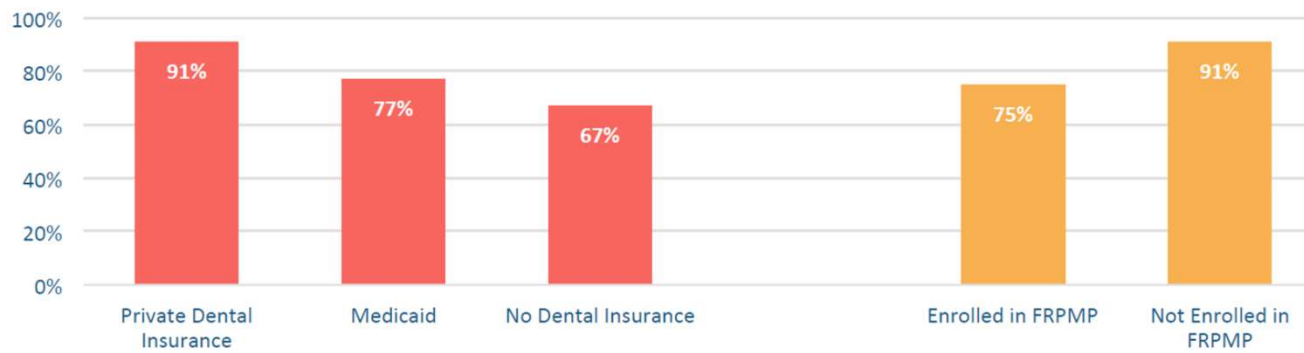
20%
of children

screened had
**at least
one untreated
cavity.**

48%
of children

screened had
**one or more
dental sealants
on a permanent
molar.**

Figure 4: Percentage of Third Grade Schoolchildren with a Dental Visit Within the Past Year, by Insurance Coverage and Income,* 2017-18



*Eligibility for the Free and Reduced-Price Meal Program (FRPMP) is used as a proxy for income. The proportion of children with a history of tooth decay differed significantly by type of dental insurance ($p < 0.001$) and by enrollment in FRPMP ($p < 0.001$), determined by Rao-Scott Chi-Square tests at the 95% confidence level.

Accessing Dental Care for underserved families, those in poverty, and uninsured is not easy

Parents reported several factors that made it hard to get dental care for their children. The cost of dental care was the factor most often cited by parents as a barrier to care (36 percent), followed by the lack of dental insurance (20 percent). Other factors parents reported included that the dental office was too far away (10 percent), the parent was unable to take time off work (9 percent), and the dental office was not open at convenient times (8 percent).

60% of CCHMC Dental patient pool has an identified special need

CMH is a federal, state and locally funded program that provides comprehensive care and services to eligible families of children (under 21 years of age) with special health care needs. Public health nurses assist with application and offer support and coordination for participating families.

Meeting the Need; Pediatric Safety Net



- Cincinnati Children's provided more than \$280 million in total charitable patient care in fiscal year 2020 (IRS 990)
- Medicaid represents 50% of our total payer mix. Medicaid does not cover the full cost of services.

The Impact of COVID

- In all of Cincinnati Children's primary service area (includes other counties)
 - Total number of patients seen is up 16% in FY2021
- However, due to COVID, the increase in service that was provided in FY2021 was mostly outpatient.
 - Outpatient self pay up 40%
 - Inpatient overall down 9%
 - Inpatient self pay down 32%
- FY2021 inpatient was an anomaly due to COVID.

A Good Partner and Steward



- Cincinnati Children's is dedicated to this community, and we provide an unparalleled safety net for medical and mental health services
- Our growth has brought highly skilled physicians, scientists and other professionals to our county
- We have trained the vast majority of pediatricians who practice in this community
- Department of Pediatrics supports oral health as a 'mission essential' need, as the #1 unmet health need for Hamilton county children
- We have been a responsible financial steward in following the mandate given to us by the voters of Hamilton County.